











Priority Performance Indicators

			24/25 Baseline			25/26 target	
Code	Frequency of reporting	PI Title	2024/25			2025/26	Rationale for Inclusion
			Value	Target	Status	Target	
AF-BIP-01	Quarterly	SSHC Indicator 8 - Average length of time taken to complete emergency repairs (No of Hrs)	3.5	4		4	This is a key indicator which is reported as part of the Scottish Social Housing Charter
AF-BIP-03	Quarterly	SSHC Indicator 14 - Percentage of Repairs Appointments Kept	99.9%	98.5%		98.5%	This is a key indicator which is reported as part of the Scottish Social Housing Charter
AF-BIP-04	Monthly	SSHC Indicator 11 - Percentage of properties that require a gas safety record which had a gas safety check and record completed by the anniversary date	100%	100%		100%	This is a key indicator which is reported as part of the Scottish Social Housing Charter
AF-BIP-05	Monthly	Percentage of Voids returned within timescales	85.3%	85%		85%	This is an internal target between Property Maintenance and Housing and supports the Housing PI, NS-35-BIP
AF-BIP-12	Quarterly	Percentage of Secondary school pupils taking up free school meals	51.09%	45%		50%	This PI is an EDC target to attempt to ensure that as many pupils as possible who are entitled to a free school meal receive a healthy meal that complies with the Health Promotion & Nutrition Scotland Act 2007.
AF-BIP-13	Quarterly	Percentage of Primary school pupils taking up free school meals	67.09%	75%		75%	This PI is an EDC target to attempt to ensure that as many pupils as possible receive a healthy meal that complies with the Health Promotion & Nutrition Scotland Act 2007. EDC believe that every child should have a healthy meal and it is important that we do everything we can to ensure that children entitled to a free school meal receive one
AF-BIP-14	Quarterly	Percentage of locally sourced produce available on school lunch menu	54.17%	50%		55%	The Council is committed to the reduction in carbon in line with legislative targets. Locally sourced produce is key to reducing transportation costs and CO2 emissions.
AF-SOL-HSN3	Yearly	Percentage of council dwellings that meet the Scottish Housing Quality Standard	72%	100%		100%	To measure the quality of the Council's Housing Stock.
AF-SOL-HSN4B	Monthly	SSHC Indicator 9 - Average length of time taken to complete non-emergency repairs (No of Days)	10.7	12		12	This is a key indicator which is reported as part of the Scottish Social Housing Charter
AF-SOL-HSN5	Yearly	Percentage of council houses that are energy efficient	87%	100%		100%	To measure the energy efficiency of the Council's Housing Stock.

