












## Education - Priority Performance Indicators

			2024/25 Baseline			25/26 target		
Code	PI Title	Reporting Frequency	2024/25			25/26	Rationale for Inclusion	Link to LOIP priority
			Value	Target	Status	Target		
EDU-01-BIP-2	Attendance levels of Looked After Children attending all EDC schools	Biannual	84.8%	87%		87%	This PI is monitored biannually in partnership with Social Work.	Our children are safe, healthy and ready to learn
EDU-02-BIP-2	Exclusions of Looked After Children attending all EDC schools	Biannual	48.4	40		40	This PI is monitored biannually in partnership with Social Work.	Our children are safe, healthy and ready to learn
EDU-04-BIP-2	Number of parents participating in the Triple P programme	Biannual	366	180		375	Target increased for 2025/26 to reflect significant improvements in recent years	Our children are safe, healthy and ready to learn
EDU-05-BIP-2	Percentage of those supported by employability programme into employment	Biannual	44%	40%		40%	This PI measures success of our employability programme supporting participants into employment.	Our people are equipped with knowledge and skills for learning, life and work.
EDU-07-BIP-2	Attendance rates in secondary schools (%)	Monthly	90.64%	92%		92%	There is a requirement to closely monitor attendance to support children and young people to achieve their best.	Our children are safe, healthy and ready to learn.
EDU-08-BIP-2	Attendance rates in primary schools (%)	Monthly	94.96%	92%		95%	There is a requirement to closely monitor attendance to support children and young people to achieve their best.	Our children are safe, healthy and ready to learn

			2024/25 Baseline			25/26 target		
Code	PI Title	Reporting Frequency	2024/25			25/26	Rationale for Inclusion	Link to LOIP priority
			Value	Target	Status	Target		
EDU-09-BIP-2	Exclusion of young people in secondary schools (days lost)	Monthly	134.5	200		130	There is a requirement to closely monitor exclusions to support children and young people to participate fully in education.	Our children are safe, healthy and ready to learn
EDU-10-BIP-2	Exclusion of children in primary schools (days lost)	Monthly	48	80		45	There is a requirement to closely monitor exclusions to support children and young people to participate fully in education.	Our children are safe, healthy and ready to learn
EDU-11-BIP-2	Number of young people undertaking Wider Achievement Awards	Annual (August each year)	Not avail.	200		200	This PI measures the number of young people undertaking wider achievement awards. This is one indication of the learning progression for young people and reflects one of the key improvement actions for the Youth Services Team.	Our people are equipped with knowledge and skills for learning, life and work. Our children and young people are safe, healthy and ready to learn.
ECS-BIP14-60-03	Percentage of pre-5 partnership providers evaluated in Social Care and Social Work Improvement Scotland (SCWIS) inspections as good or better using National Care Standards	Annual	92%	100%		100%	This PI indicates how well pre-5 partnership providers are performing in SCWIS inspections against the National Care Standards	Our children are safe, healthy and ready to learn.
EDU-BIP16-19-10	Difference between SQA tariff scores for SIMD 1 / 2 and SIMD 9 / 10 for school leavers	Annual	502	480		480	This PI aims to demonstrate how we are closing the attainment gap between the most and least disadvantaged young people. The	Our children are safe, healthy and ready to learn

			2024/25 Baseline			25/26 target		
Code	PI Title	Reporting Frequency	2024/25			25/26	Rationale for Inclusion	Link to LOIP priority
			Value	Target	Status	Target		
							lower the value, the more progress has been made in narrowing the attainment gap. National benchmarking.	
EDU–BIP16–19–11	Average achievement for Reading for Curriculum for Excellence across all Primary School stages	Annual	88%	89%	⚠️	90%	National benchmarking.	Our children are safe, healthy and ready to learn
EDU–BIP16–19–12	Average achievement of Reading for third/fourth level Curriculum for Excellence in Secondary Schools	Annual	96%	99%	⚠️	99%	National benchmarking.	Our children are safe, healthy and ready to learn
EDU–BIP16–19–13	Average achievement for Maths for Curriculum for Excellence across all Primary School stages	Annual	88%	86%	✅	90%	National benchmarking.	Our children are safe, healthy and ready to learn
EDU–BIP16–19–14	Average achievement of Maths for third/fourth level Curriculum for Excellence in Secondary Schools	Annual	98%	99%	⚠️	99%	National benchmarking.	Our children are safe, healthy and ready to learn

