










## EDLC – Priority Performance Indicators

Code	Frequency of reporting	PI Title	24/25 performance			2025/26	Rationale for Inclusion
			Value	Target	Status	Target	
EDLCT-BIP-01	Quarterly	Attendances at Leisure Centres	1,413,365	1,294,198		1,413,365	Facility usage is key in generating income for EDLCT and is reported to EDLCT Board on a quarterly basis. The level of usage also impacts on LGBF indicators – net cost per attendance / visit.
EDLCT-BIP-02	Quarterly	Attendances at Outdoor Sports Facilities	144,831	155,336		144,831	Facility usage is key in generating income for EDLCT and is reported to EDLCT Board on a quarterly basis. The level of usage also impacts on LGBF indicators – net cost per attendance / visit.
EDLCT-BIP-03	Quarterly	Attendances at Community Sport Sessions (excl Leisure Centres)	73,027	80,000		80,000	Facility usage is key in generating income for EDLCT and is reported to EDLCT Board on a quarterly basis. The level of usage also impacts on LGBF indicators – net cost per attendance / visit.
EDLCT-BIP-04	Quarterly	Number of visits to libraries	1,047,489	962,558		1,066,950	Facility usage is key in generating income for EDLCT and is reported to EDLCT Board on a quarterly basis. The level of usage also impacts on LGBF indicators – net cost per attendance / visit.
EDLCT-BIP-05	Quarterly	Number of visits to council funded or part funded museums	71,709	65,703		72,211	Facility usage is key in generating income for EDLCT and is reported to EDLCT Board on a quarterly basis. The level of usage also impacts on LGBF indicators – net cost per attendance / visit.
EDLCT-BIP-07	Quarterly	Number of Community Sport Memberships	3,114	3,400		3,400	Since the introduction of the Direct Debit membership in 2021/22, this has grown to become the second most significant general income stream equivalent to a 4th Gym.
EDLCT-BIP-08	Monthly	Number of Gym Direct Debit Memberships	13,830	12,960		14,000	EDLCT Fitness / Gym income DD membership is the largest income stream for EDLCT.
EDLCT-SOL-CL1	Annual	Cost per attendance at sports facilities.	£3.63	N/A		N/A	EDLCT collate a range of usage statistics which contribute to Statutory Performance indicators and those required for compliance with Local Government Benchmarking for 2024/25.
EDLCT-SOL-CL3	Annual	Cost per museum visit.	£4.45	N/A		N/A	EDLCT collate a range of usage statistics which contribute to Statutory Performance indicators and those required for compliance with Local Government Benchmarking for 2024/25.